Bosch Solution 6000 Alarm & Access Product Guide

BOSCH
Invented for life

PROGRAMMING SOFTWARE



SSW500
Solution Link Programming Software (3 Licenses)
F.01U.271.750



SCM910
Direct Link Programmer Interface
F.01U.316.497

Solution 6000 can be programmed by Installers using the above Direct Link Interface and Solution Link software, or for smaller systems using connected Keypads.



SSW501
Site Manager End User Software (1 License)
F.01U.294.862
Requires SCM751

PANEL BOARD



SCC610
Solution 6000 PCB
F.01U.294.849

SCC615
Solution 6000 PCB (NO-DIALER)
F.01U.294.849
Use with SCP737

PANEL FEATURES:
> 16 programmable zones (expand to 144)
> 990 user codes with RF keyfobs
> 16 access doors or LAN readers
> Up to 40 outputs
> Integrated alarm and access

COMMUNICATION MODULES

SCM751
Plug On IP Module
F.01U.271.877



SCM368
BYO Single Sim + IP 4G GSM/GPRS

SCM746
BYO Dual Sim 4G GSM/GPRS
F.01U.271.876



Any of the 6000 IP Modules can be installed.

IP via Wi-Fi is available when the Wi-Fi enabled keypad is used.

MyAlarm modules are on monthly plans.

SCMY367
MyAlarm Single Sim + IP 4G GSM/GPRS
MY367AU



SCMY745
MyAlarm Single Sim 4G GSM/GPRS
MY745AU



SCMY368
MyAlarm Dual SIM + IP 4G GSM/GPRS
MY368AU



SCMY746
My Alarm Dual Sim 4G GSM/GPRS
MY746AU



KEYPADS & SMART CARD READERS



SCP736
Graphic Keypad + Smart Card Reader
F.01U.403.612



WiFi

SCP737
Graphic Wi-Fi Keypad + Smart Card Reader
F.01U.403.613



SCP799
Service Keypad Installer Tool
F.01U.276.909

Up to 16 keypad devices of any type can be installed including Keypads, Readers and Weigand to LAN Interfaces.



SCP155
External Keypad + Smart Card Reader
F.01U.344.559



SCP156
Slim External Keypad + Smart Card Reader
F.01U.359.721



APR116 White
or
APR115 Black
External / Internal Smart Card Reader
F.01U.294.866 (W)
F.01U.294.865 (B)

APR350
ISO Smart Card
F.01U.294.868



APR301
Smart Card Token
F.01U.294 867



APR370
Dual Smart Card + EM Format Token
F.01U.316 496



APR365
Smart Card Adhesive
F.01U.294.869



WIRELESS RECEIVERS & DEVICES



SWUSTR
RADION STR2 Wireless Receiver
F.01U.318.378
1 only per system (unless using SCM195)



SWUPIR
Radion RF PIR
F.01U.253.615



SWUSTRR
Stand-alone Radion HCR-BU2 2ch Wireless Relay Module
2035
Compatible with all Radion Remotes



SWUPT1
Radion RF 1 Button Panic Transmitter
F.01U.253.618



SCM195
Multi RF Receiver Interface
F.01U.271.513
1 per panel. Supports up to 3 SWUSTR.



SWUDT
Radion RF Pet Friendly PIR (up to 45 kg)
F.01U.253.614



SWU3334M
HCT-4UL Metal 4 Button Remote With Slide
F.01U.271.583



SWUPT2
Radion RF 2 Button Panic Transmitter
F.01U.253.613



SWURS
Radion RF Universal Reed (With Contacts)
F.01U.253.619



SWURS1
Radion RF Reed (No External Contacts)
F.01U.253.611



SWURSF
Radion RF Reed Flush Mount
F.01U.253.612



SWUGB
Radion RFGB RF Glass Break Detector
F.01U.253.613

SMART LAN BASE RECEIVERS, REMOTES & STAND ALONE RECEIVERS/RELAYS

SWD120
SMART RF LAN Base Station 2-Way Receiver
F.01U.359.236

SWD121
SMART RF 2-Way LAN Receiver with 4 Outputs
F.01U.384.254

SWD110
SMART RF 5-Button 2-Way Keyfob
F.01U.359.234

SWD110FK
Colour Fascia Kit to Suit RF110 Keyfobs
F.01U.359.235

SWD159
2 Channel Smart RF Stand Alone Receiver
F.01U.359.237

SWD160
2 Channel Smart RF Relays
F.01U.384.255



A total of four SWD120 and/or SWD121 Lan Base Receivers can be installed on the LAN with one Solution 6000 panel.











WIRED DETECTORS



SDG2P
Blue Line Gen2 PIR
F.01U.364.870



SDG2Q
Blue Line Gen2 Quad Dual PIR
F.01U.134.144

SDG2T
Blue Line Gen2 Tritech Microwave & PIR Pet Friendly
F.01U.123.717

SD936
Ceiling Mount 360 Degree PIR
4.998.800.224

SDPD
Pro Series TriTech PIR (Non-Pet)
F.01U.025.758

SD850
Outdoor TriTech PIR
4.998.155.081

SIREN & BATTERY KITS

SASBF
Slim External / Flush Internal

SASBS
Slim External / Surface Internal

SASHF
Horn External / Flush Internal

SASHS
Horn External / Surface Internal

Kits include Battery & Plug Pack

DOWNLOAD, SAVE, BOOKMARK INSTALLATION GUIDES & CHEATSHEETS

Solution 6000 Installation Guide

Setting up the RF120 Smart Receiver

Bosch Panel Firmware Upgrade Guide

Solution 6000 Cheat Sheet

Solution Panels Firmware

iFob Control Getting Started Guide

To access manuals, cheat sheets, software and firmware updates, and regular specials, register on our website. See QR below.

METAL ENCLOSURE

SMWM
Small Metal Enclosure

SMW350
Medium Metal Enclosure

SMW730
Large Metal Enclosure

Copyright © 2022 — In the interest of ongoing product improvement we reserve the right to change specifications at any time without notice — Solution 6000 Product Guide 11/22

Bosch Solution 6000 Alarm & Access Product Guide

LAN MODULES, EXPANDERS, ISOLATORS & INTERFACES

SCM720
1 AMP LAN Power Supply & Battery Charger Module
F.01U.271.517



x8

SCM710
4 Way LAN Relay Output Expander Module
F.01U.271.516



x8

SCM797
LAN RS485 Isolator Module
F.01U.275.885



x8

Up to 8 LAN Isolator modules can be connected Isolators provide electrical isolation between LAN segments reducing the chance of surge damage. Isolators can also be used to increase the total LAN length beyond 1200m.

SCM796
Wiegand to DF RS485 LAN Module
F.01U.287.314



x15

SCM760
Real Time Clock Module
F.01U.275.884



x1

SCM430
LAN to Ethernet Converter Module
F.01U.294.860



SCM723
LAN 5 Amp P/S Module with Dual Battery Chargers
F.01U.294.894



The CM723B can be easily installed inside the CM350, MW720B and MW730B enclosures.



Wiegand to LAN Interface can support 3rd party (HID) readers up to 40 bits.

SCM704
8/16 LAN Zone Expander
F.01U.271.515



x8

SCM707
8 Zone Piggy Back Expander
F.01U.275.888





x8

SCM705
8/16 Universal LAN Zone Expander PWA Only
F.01U.275.880

Up to 8 zone expanders of any type can be connected to the system. When using Single or Alarm & Tamper EOL, the SCM707 can be installed to provide 16 zones on the SCM705 Expander. The SCM707 cannot be installed when using split EOL monitoring.

Max panel zone count configuration is:
Single EOL = 136
Alarm & Tamper =136
Split EOL = 144

POLE RELAYS



SRL001
Relay Single Pole
2052



SRL002
Relay Double Pole
MR2

PERMACONN COMMS MODULES

SPM24
4G Permaconn PM24 Single Sim
PM24



SPM454G
4G Permaconn PM45-4G Dual Sim IP
PM45-3G



SCM439
USB powered Desktop Reader Interface for DF MiFare Smart Card tokens.
F.01U.321.682



For use with Solution Link and Site Manager Software packages to allow user credentials to be learnt at the PC.

SCM255
Panel Default Unlock Key
F.01U.271.514



Allows full default for Bosch 16+ and 64. Allows for Installer Code defaulting for Bosch 6000. One time use only.

RADION RECEIVER & 2 REMOTES KIT



SWURFKM
Radion Receiver with 2 x 4-channel Metal Remotes (SWU3334M)
F.01U.271.832



Made In Australia

Solution 6000 main components such as Penel Boards, Communication Modules, LAN Modules, Isolators and Expanders as well as Keypads are designed and made in Australia.

3 YEAR WARRANTY

Key components of Bosch Alarm Systems (excluding accessories and wired reeds) come with a 3-Year Warranty.

UNIVERSAL ZONE EXPANDER KIT

SCM705K
Universal Zone Expander Kit with Battery, Plug Pack and Metalwork
F.01U.275.880



WIRED REED SWITCHES

RSRDM
Roller Shutter Switch
BSD-3013



RSSW (white) or G (grey)
Surface Mount with Screw Terminals
RSSW / RSSG



RSF6W (white) or B (brown)
Flush Mount 6 mm
BR-1012WH or BR



RSF10W (white) or B (brown)
Flush Mount 10 mm
BR-1012WH or BR



RSF20W or B
Flush Mount 20 mm
BR-1021WH or BR



RSF25W or B
Flush Mount 25 mm
BR-1022WH or BR



MyAlarm

MyAlarm Smart device apps are available to enhance alarm reporting and provide real-time control of system areas, outputs and doors.

Various plans are available including a one-off payment or monthly recurring revenue options. The plans provide various alarm control and reporting options.

More information can be found in the app stores or on the MyAlarm web site: www.myalarm.com.au.

MyAlarm
iFob Control

	No Plan	iFob Control	iFob Control Pay Once	Reporting Lite	Reporting Lite Plus	Back to Base - SIM	Reporting Lite Plus - SIM
iFob Control App	–	✓	✓	✓	✓	✓	✓
Assisted Solutionlink	–	✓	✓	✓	✓	✓	✓
Base Station Reporting	–	–	–	–	✓	✓	✓
Personal Reporting	–	–	Up to 10 Push Rules (limited to 100 notifications per month)	Up to 10 Rules (Email, Push, or SMS)	Up to 10 Rules (Email, Push, SMS, or Voice)	–	Up to 10 Rules (Email, Push, SMS, or Voice)
Polling (12 Hour)	–	–	–	✓	✓	✓	✓
Yearly Billing Option	–	✓	–	✓	✓	✓	✓
MyAlarm SIM included	–	–	–	–	–	✓	✓
	Select Plan	Select Plan	Select Plan	Select Plan	Select Plan	Select Plan	Current Plan